

TECHNICAL SPECIFICATION

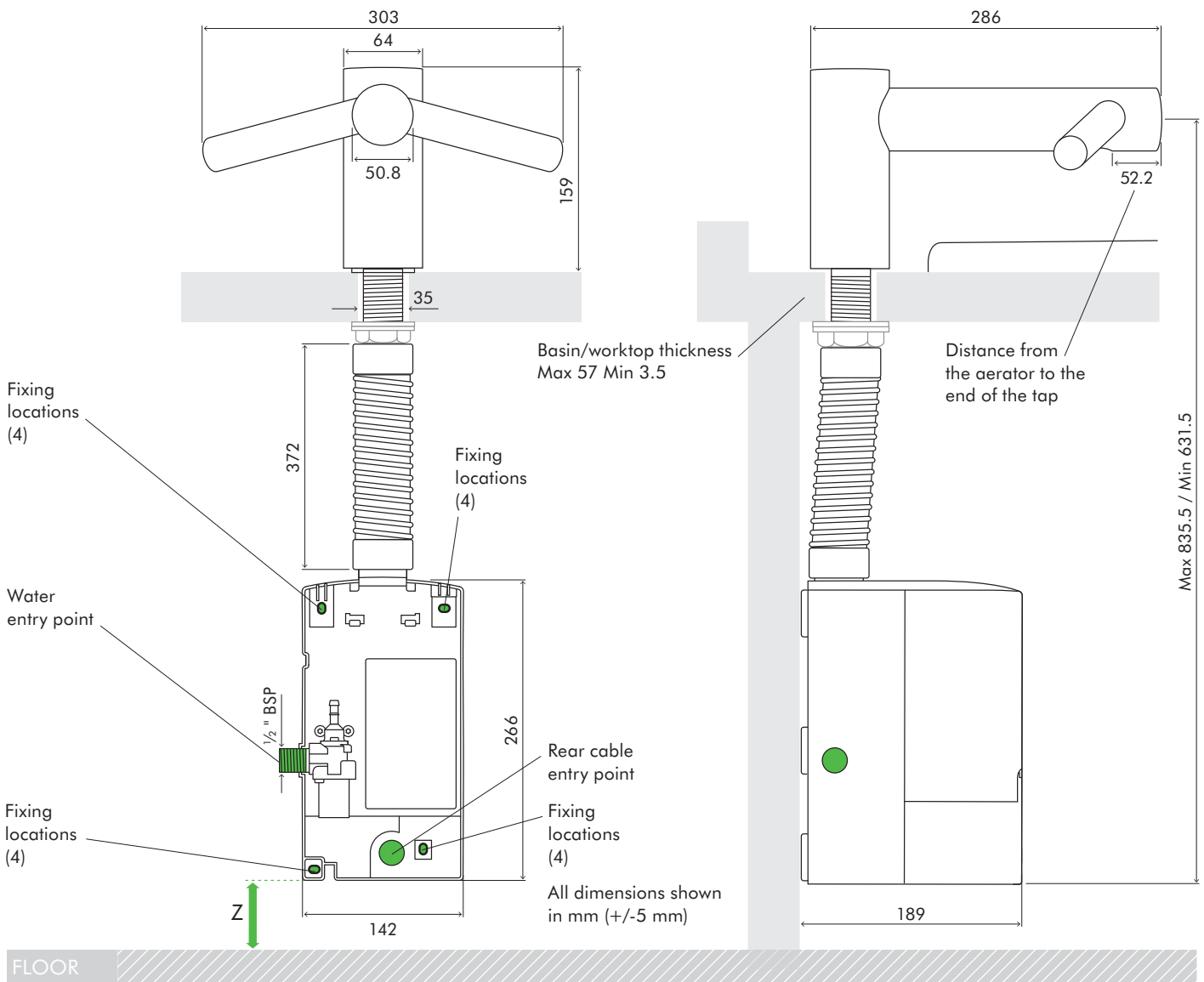
WD WD WD
04 05 06



Short

FRONT ELEVATION

SIDE ELEVATION



Tap dimensions

WD04 Height 159 mm Width 303 mm Depth 286 mm

Motor bucket dimensions

WD04 Height 266 mm Width 142 mm Depth 189 mm

Minimum clearance

Z 100 mm clearance from floor

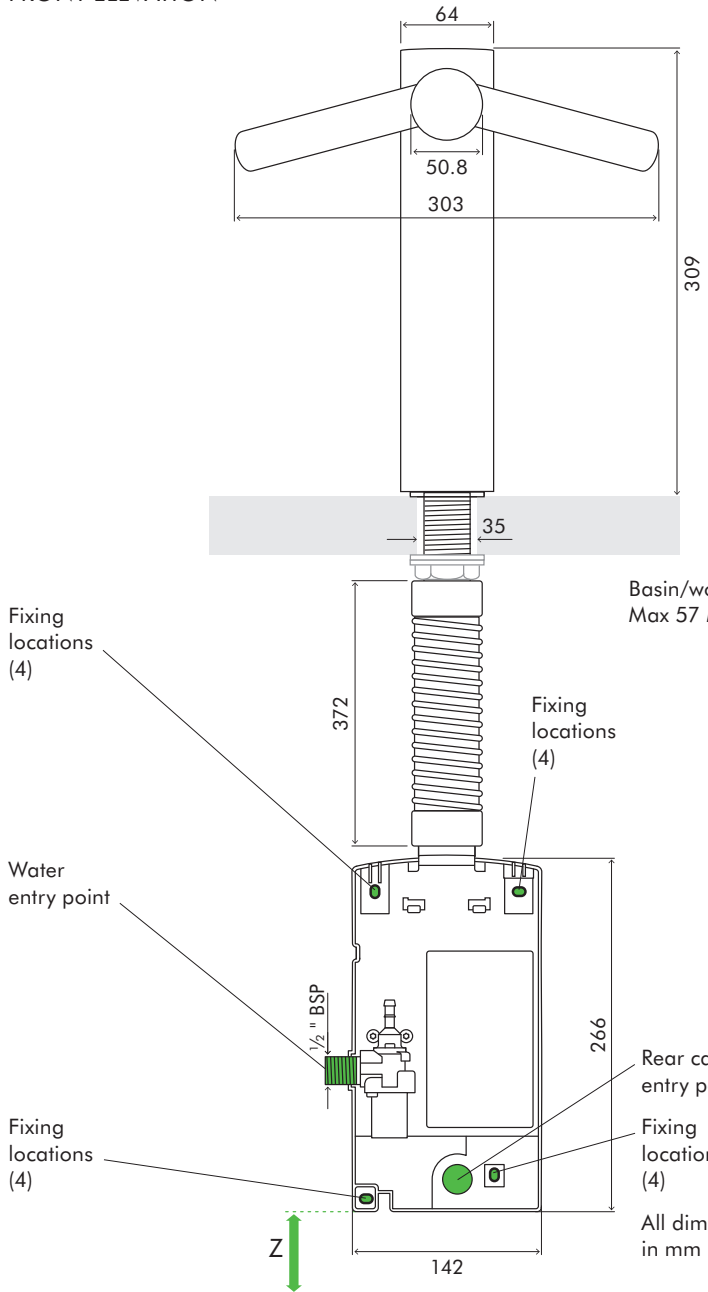
TECHNICAL SPECIFICATION



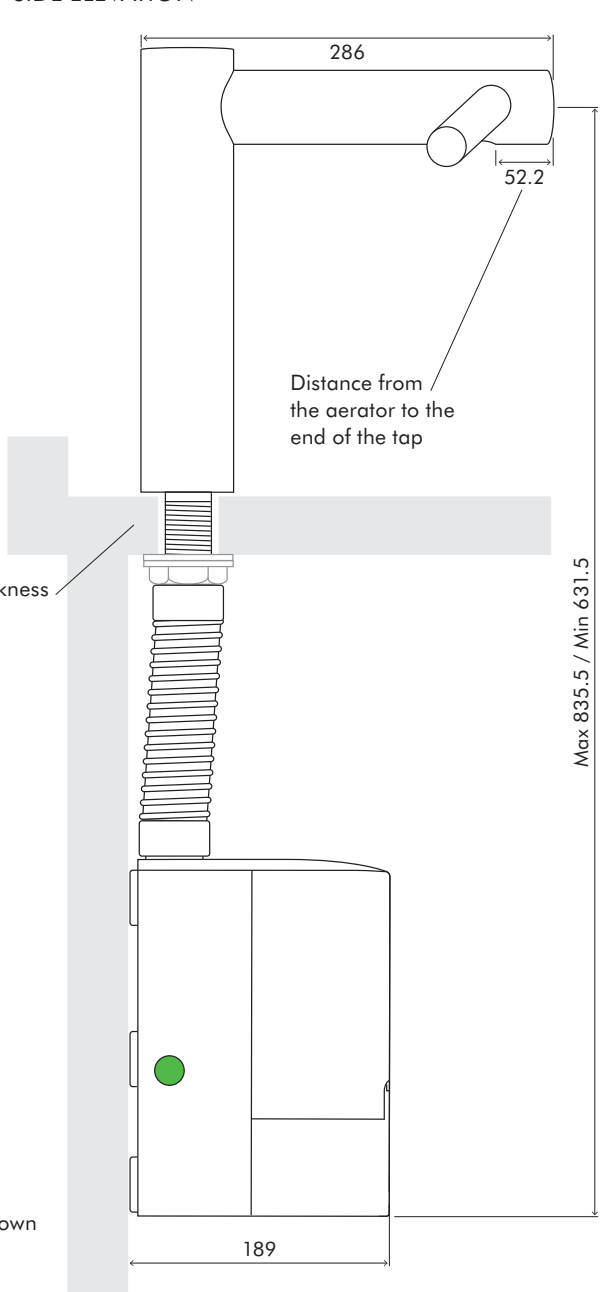
Tall

WD WD WD
04 05 06

FRONT ELEVATION



SIDE ELEVATION



Tap dimensions

WD05 Height 309 mm Width 303 mm Depth 286 mm

Motor bucket dimensions

WD05 Height 266 mm Width 142 mm Depth 189 mm

Minimum clearance

Z 100 mm clearance from floor

TECHNICAL SPECIFICATION

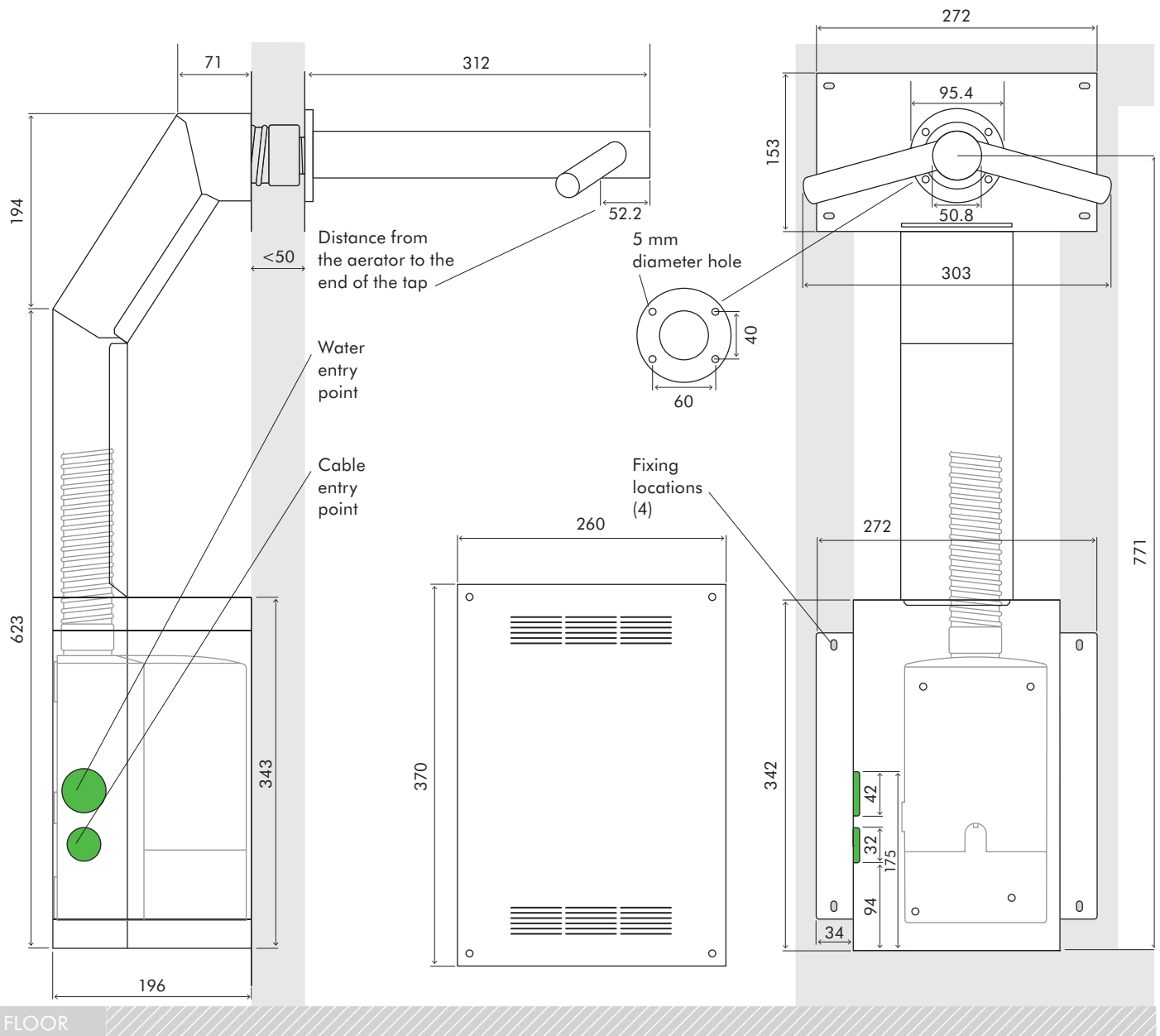
WD WD WD
04 05 06



Wall

SIDE ELEVATION

FRONT ELEVATION



Tap dimensions

WD06 Length 312 mm Width 303 mm

Motor bucket dimensions

WD06 Height 266 mm Width 142 mm Depth 189 mm

Minimum clearance

Suggested installation height 955 mm from finished floor to centre of tap, depending on height of basin. Check installation guide for further details.

TECHNICAL SPECIFICATION

WD WD WD
04 05 06



WD06 Wall installation

The Dyson Airblade Wash+Dry hand dryer is designed so that the motor unit is located behind the stud wall within a metal enclosure which is supplied with the Dyson Airblade Wash+Dry hand dryer (Fig.1). The vertical wall studs must be constructed so as to allow the metal enclosure to be fitted between them (Fig.2). One of the horizontal wall studs must be fitted a) so it holds the main weight of the metal duct and the unit, and b) so it is in the correct position for the tap stem.

For complete instructions, please refer to the printed installation guide supplied with the machine. It's also available online at www.dyson.co.uk/docs

Fig.1



Fig.2

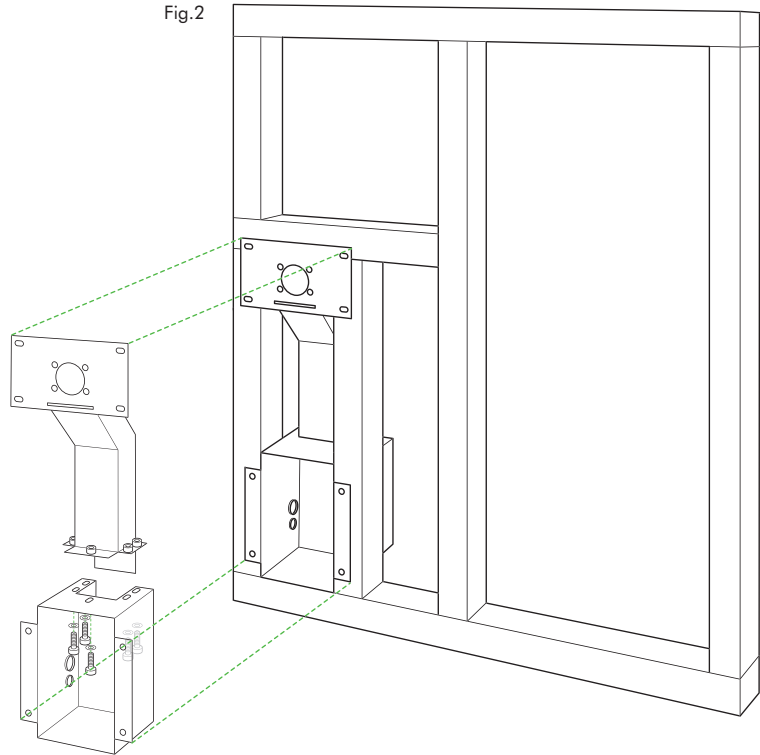


Fig.3

Install plasterboard.

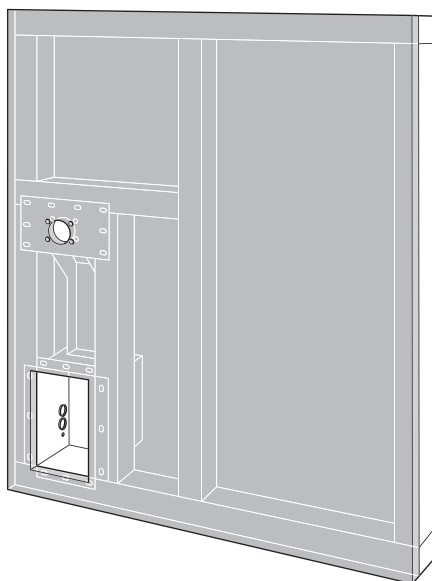
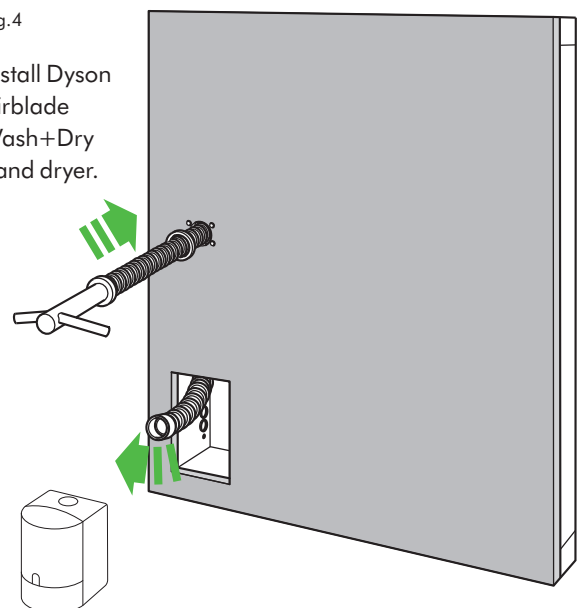


Fig.4

Install Dyson Airblade Wash+Dry hand dryer.



TECHNICAL SPECIFICATION

WD WD WD
04 05 06

Electrical

Input voltage/Frequency: 200-240V 50-60Hz
Motor specification: 1000W digital brushless motor
Operating temperature range: 0°-40°C, 32°- 104°F
Heater type: None
Standby power consumption: Less than 0.5 W

Construction

Tap construction: Stainless steel (brushed)
Under counter motor assembly construction: Moulded ABS (main unit)
Exterior screw type: Torx T15
Water ingress protection to IP35

Filter

HEPA filter (glass fibre and fleece prelayer)
Captures 99.95% of particles the size of bacteria from the washroom air

Operation

Touch-free infra-red activation
Hand dry time measurement: 14 seconds
Operation lock-out period: 30 seconds
Airspeed at apertures: 341 mph / 549 km/h
Maximum altitude: 2,000 metres / 6,562 ft.

Water operation

Water flow rate: 1.9 l/min normal fitted aerator.
4 l/min with low flow aerator supplied with product.
Water temperature control: Thermostatic mixer recommended (not supplied)
Water pressure required: 1-8 bar
Equipped with automatic duty flush –
every 24 hours for 60 seconds after the last use.

Logistics

Net weight: WD04 4.26 kg; WD05 4.54 kg; WD06 9.51 kg
Packaged weight: WD04 6.76 kg; WD05 7.38 kg; WD06 13.65 kg
Packaged dimensions: WD04 H303 × W284 × D291 mm
WD05 H434 × W275 × D288 mm; WD06 H610 × W375 × D302 mm

Basin specification

The Dyson Airblade Wash+Dry hand dryer is compatible with most basin types. Ensure plugs are not installed in the basins and avoid inserts with embedded plugs (e.g. ones that swivel or elevate).

Using a specially designed test method, Dyson engineers evaluated the user experience of a wide range of basin types when used with the Dyson Airblade Wash+Dry hand dryer. For further details on our recommended basins, please see the guide on our website [dyson.co.uk/docs](https://www.dyson.co.uk/docs)

We recommend avoiding basins with the following geometric characteristics: Flat bases immediately surrounding the drain hole (nominally within a 60 mm radius).

Sloping back and front wall transitions in relation to the base of the basin. See our pre-installation guide for further details: [dyson.co.uk/docs](https://www.dyson.co.uk/docs)

Basin dimensions:

All basin measurements are internal unless stated otherwise.
Minimum width of basin: 350 mm, Front to back – Minimum: 300 mm
Minimum depth of basin: 100 mm
Maximum depth of basin for WD05 only: 200 mm
(External measurement of vessel basin)

Basin materials: Basins with highly polished surfaces should be avoided, e.g. reflective chrome. Porcelain or brushed metal is ideal. When multiple taps are installed side-by-side, tap centres should be a minimum of 580 mm apart.

Standard guarantee

5 year parts, 5 year labour.

Product range

WD04 Short



WD05 Tall



WD06 Wall



dyson airblade wash+dry

Further documents are available online to download.

Pre-installation guide.

Installation guide.

Dyson Airblade Wash+Dry hand dryer brochure.

Cleaning guide.

CAD drawings.

Installation videos.



The Carbon label is a trademark of the Carbon Trust.
HACCP International non-food certification mark is the registered trademark of HACCP International.
HACCP International have certified Dyson products based on their recommended installation and operating conditions. Licensed by Dyson. Quiet Mark is a trade mark of the Noise Abatement Society.

For further information please contact Dyson.
0800 345 7788
www.dyson.co.uk