

EcoLine

White Wall Mounted Open Bin



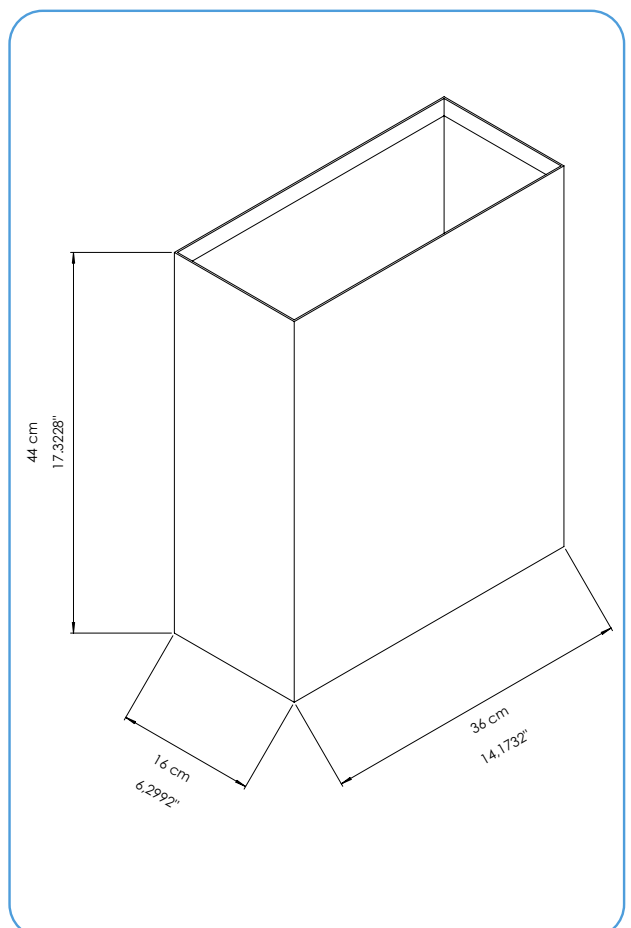
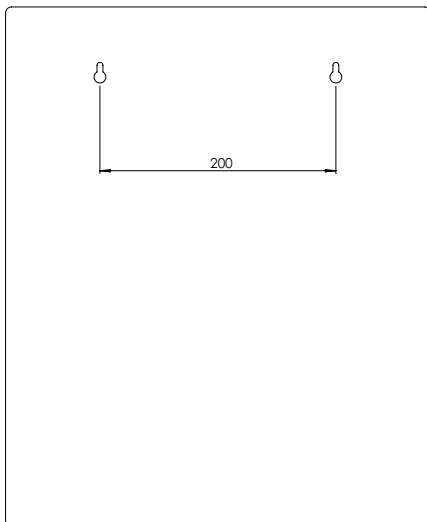
GENERAL DESCRIPTION

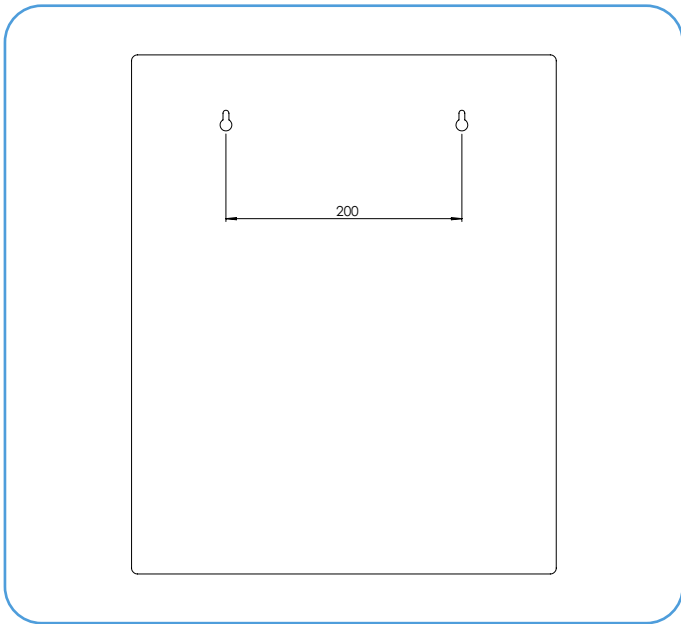
- + Wall mounted compact waste bin
- + Steel powder coated white finish
- + 23L capacity, 0.7mm gauge material
- + Ideal for all commercial washrooms
- + Can be free standing or wall mounted
- + Provided 8 mm plastic plugs with steel 4 mm screws

Part Code E-23WOT/WH

MOUNTING TEMPLATE

Should be minimum 40 cm high from the floor.





INSTALLATION

- + First measure out where the waste bin will be placed, mark two holes and drill into the wall.
- + Insert the provided wall plugs and screw in the top left one screw, leaving a slight gap for the dispenser to slot onto.
- + Slot the waste bin onto the previously fixed screw and then screw final one screw.

MOUNTING TEMPLATE

Should be minimum 40 cm high from the floor.

WASTE BIN REPLACEMENT REQUIREMENTS AND RECOMMENDATIONS

The following recommendations are intended to provide guidelines on the best possible placement of the wastebin. Because every location a wastebin to be mounted is different, depending on customer site, physical size limitations, and available space, these recommendations may not always be entirely possible to follow. However, when placing a dispenser installation must meet ADA requirements and should promote ease of use and be in union with its surroundings. Upon installation, the dispenser should be level and the job results professional, presentable and fully functional.

AFTERCARE INSTRUCTIONS

- + Regular cleaning with a soft cloth will keep the surface of your product looking new. Soapy water can be used to remove stubborn marks. Don't use abrasive or chemical cleaners as these may damage the surface finish over time.
- + Don't expose to sunlight.
- + Don't respond to the product with force against the possibility of damnification, deformation.
- + Don't throw any cigarettes and flammable materials into the product.