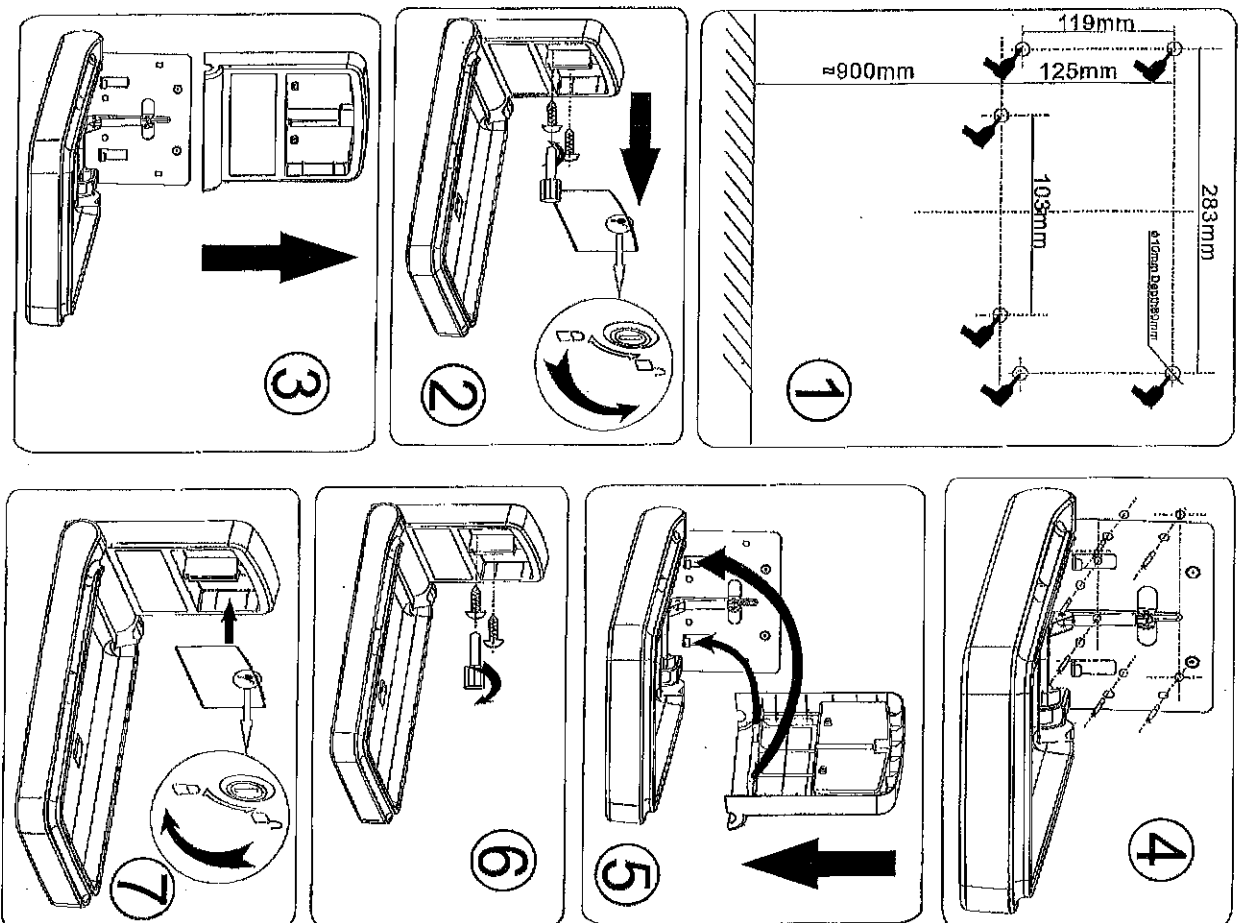
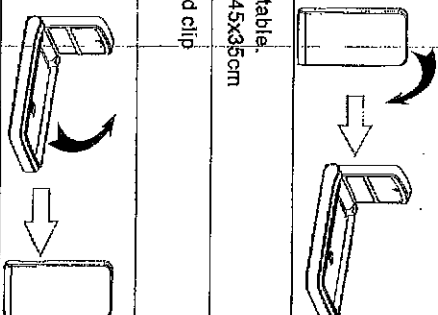


## Method of installation



## Method of usage

- 1 Unfold the unit as shown on the right.
- 2 Take a liner from paper holder and lay it on the table.  
If a pad is not supplied with the unit, the size is 45x35cm
- 3 Lay child in the center of the changing table and clip together the ends of the restraint belt.
- 4 After use, throw the liner into the trash and close the table.



## Cleaning and maintenance

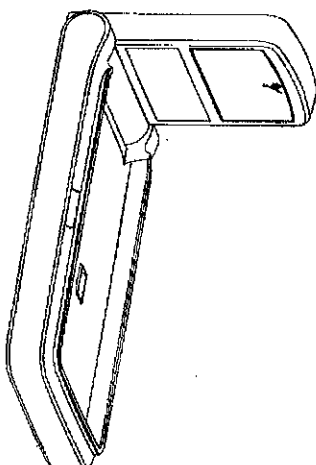
Clean the shell with natural detergent when it is dirty. The acid and alkaline bathroom detergent and ben, lacquer thinner, abrasive etc are forbidden. Besides, do not use nylon brush such friction tool clean it avoiding be scratched.

When cleaning the shell prevent the water droplets into the baby changing station

## Terms of guarantee

1. The product warranty period is one year.
2. The service within warranty period for products, which came into effect from the date of buying the machine.
3. Within one year after purchasing, consumers find the machine failure caused by the product itself reason, then they can go to the purchasing place to maintenance and replace the machine for free with original invoices and completed and quality assurance card stamped by dealers.
4. The following are not in the scope of free maintenance:  
improper use and the fault caused by demolition, alteration and repair by technical persons without our company authorization,  
fires, earthquakes, thunder and other natural disasters cause the faults.  
artificial damage or not in accordance with the instructions operation causes the faults.  
not quality assurance card or the cards is fit not explicitly or correctly.
5. Over warranty period or it is not free maintained products, while our company remains committed serving.

IMPORTANT:RETAIN FOR FUTURE REFERENCE READ CAREFULLY



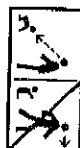
## BABY CHANGING STATION



Dear Customer:  
Thanks for your purchase of our products. Please read this instruction before installation and keep it for installation and usage or any other further reference.

## Warning

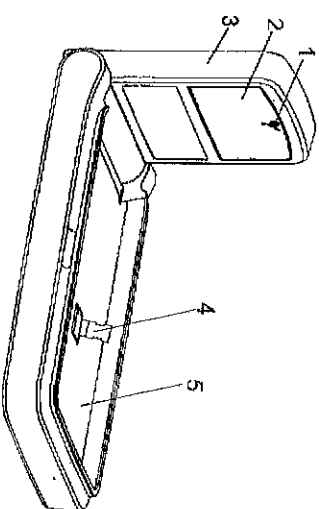
1. Do not leave the child unattended.
2. Take care of the baby, avoid serious injury from falling or sliding out.
3. Always use restraint belt when using.
4. Children forbidden hanging on the unit, there are risk of falling.
5. The total maximum recommended weight for this changing station is 11 kg and babies up to 12 months acc. to EN 12221-1:2008+A1:2013 Type 1. The changing station has been tested with a load of 50 kg during 1 hour according to the point 5.7 of the EN 12221-2:2008+A1:2013 Standard. Excessive weight may create dangerous or unstable situations for the baby.
6. Designed for baby care, it is strictly forbidden to use as a infant bed.
7. All assembly fittings shall always be correctly tightened and checked regularly;
8. Be aware of the risk of open fires and other sources of strong heat, such as electric bar fires, gas fires, etc. in the near vicinity of the changing unit;
9. Any additional or replacement parts shall only be obtained from the manufacturer or distributor
10. Not to use the changing unit when any part is broken, torn or missing



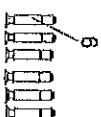
## Products Features

1. Easy to use and hygiene  
The unit manufactured by the antibacterial hdpe, helps reduce the risk of cross-contaminator  
A disposable liner or blanket can be set between the child and the changing table.
2. Easy to open and close, space-saving  
Foldable design provides space optimization, closing the table when not in use.
3. Safety use  
With adjustable restraint belt to better protect baby and keep safety.
4. Product use  
The unit can be used in hospitals, restaurants, hotel, shopping centers & malls, Station& airports, family and some public places.

## Parts and hardware



1. Lock
2. Cover plate
3. Backplane
4. Restraint belt
5. Table
6. Screws



Statement that all assembly fittings shall always be correctly tightened and regularly.